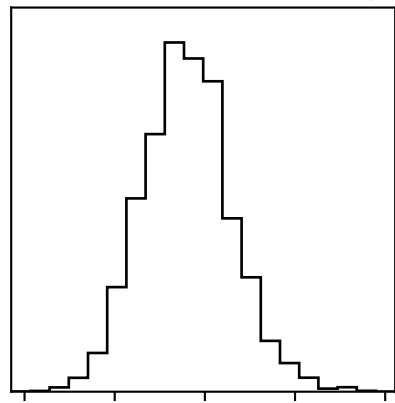
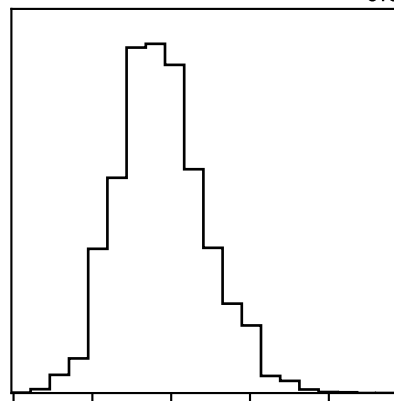


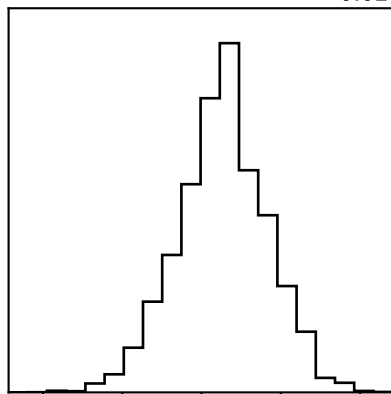
src1.lognorm = $-1.84^{+0.10}_{-0.10}$



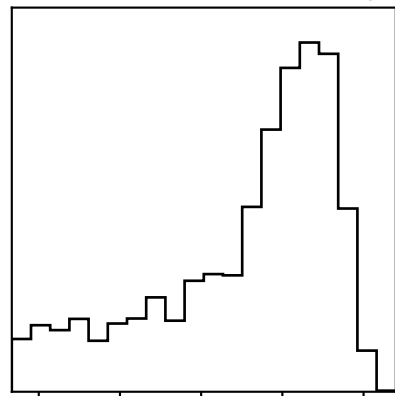
src2.lognorm = $-1.97^{+0.09}_{-0.08}$



src1.logkT = $-0.03^{+0.02}_{-0.02}$



src1.lognH = $20.94^{+0.38}_{-1.01}$



src2.lognorm

src1.logkT

src1.lognH

-1.65
-1.80
-1.95
-2.10
-2.25

0.04
0.00
-0.04
-0.08
-0.12

21.6
21.0
20.4
19.8
19.2

-2.2
-2.0
-1.8
-1.6

src1.lognorm

-2.25
-2.10
-1.95
-1.80
-1.65

src2.lognorm

-0.12
-0.08
-0.04
0.00
0.04

src1.logkT

19.2
19.8
20.4
21.0
21.6

src1.lognH