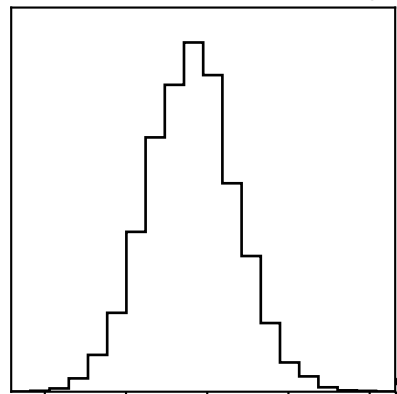
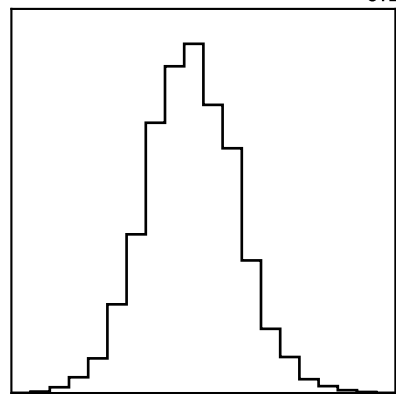


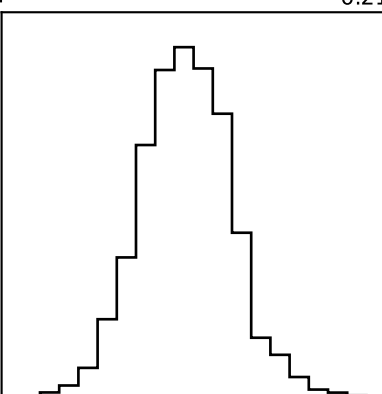
src1.lognorm = $-5.30^{+0.13}_{-0.14}$



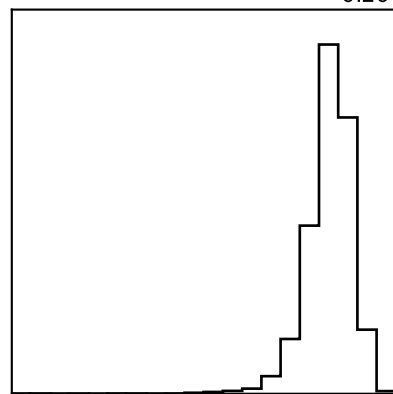
src2.lognorm = $-5.31^{+0.12}_{-0.12}$



pl1.PhIndex = $0.82^{+0.20}_{-0.21}$



src1.lognH = $21.78^{+0.15}_{-0.20}$



src2.lognorm

-5.00
-5.25
-5.50
-5.75

pl1.PhIndex

1.6
1.2
0.8
0.4
0.0

src1.lognH

21.6
20.8
20.0
19.2

-5.75 -5.50 -5.25 -5.00 -4.75

-5.75 -5.50 -5.25 -5.00

0.0 0.4 0.8 1.2 1.6

19.2 20.0 20.8 21.6

src1.lognorm

src2.lognorm

pl1.PhIndex

src1.lognH