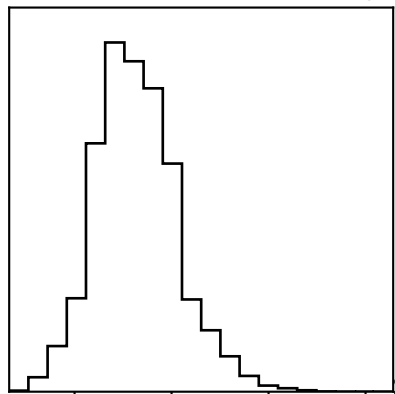
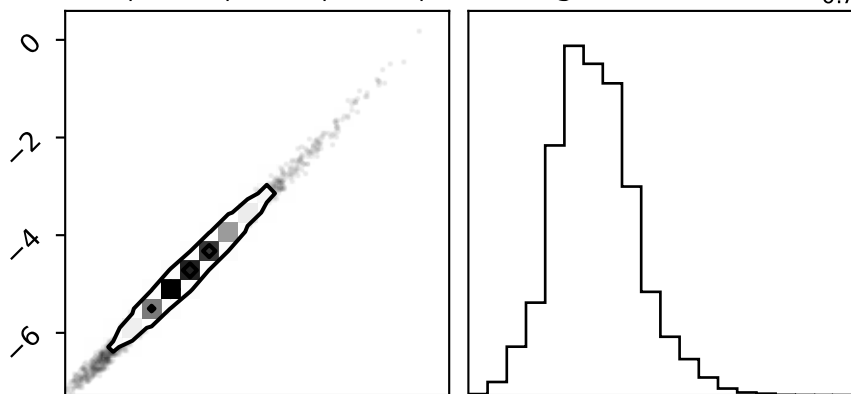


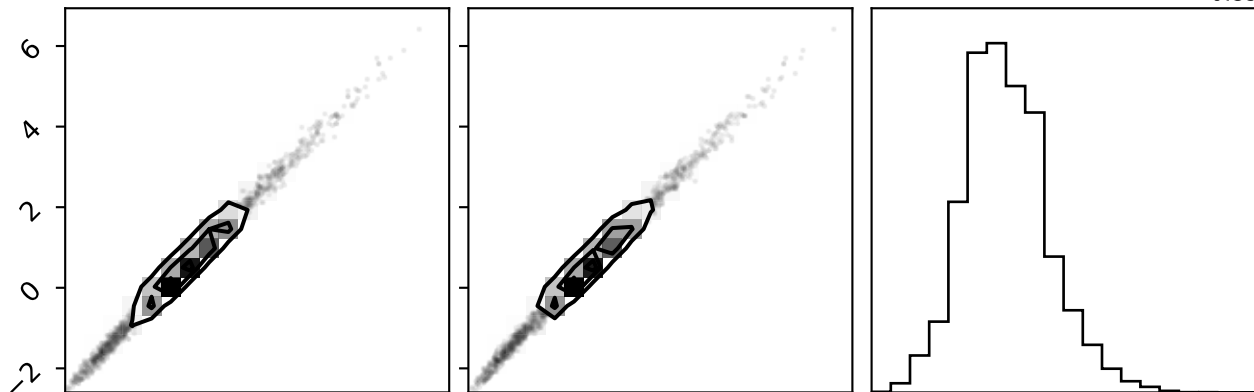
src1.lognorm = $-4.78^{+0.84}_{-0.75}$




src2.lognorm = $-4.72^{+0.84}_{-0.74}$



pl1.PhIndex = $0.66^{+1.05}_{-0.89}$



src1.lognH = $23.23^{+0.21}_{-0.27}$



src1.lognorm

src2.lognorm

pl1.PhIndex

src1.lognH