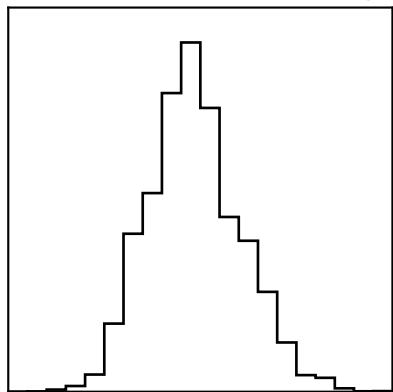
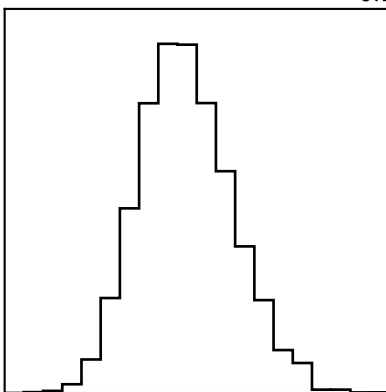


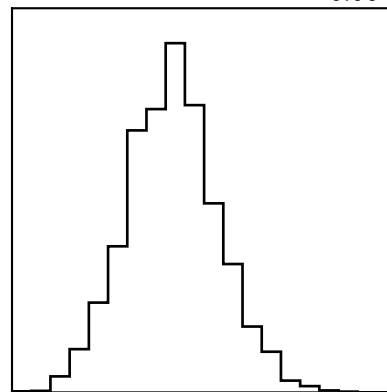
src1.lognorm =  $-2.73^{+0.18}_{-0.15}$



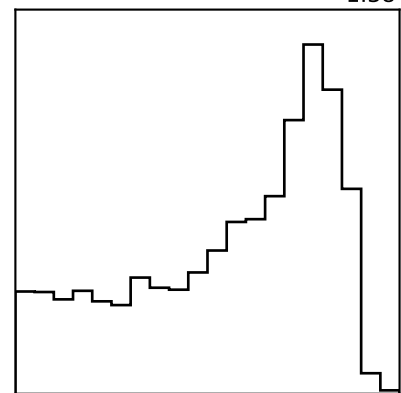
src2.lognorm =  $-2.51^{+0.17}_{-0.14}$



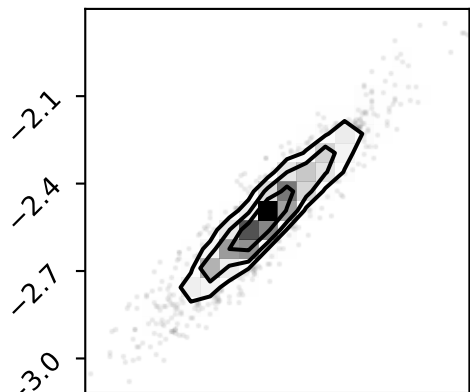
src1.logkT =  $0.31^{+0.06}_{-0.06}$



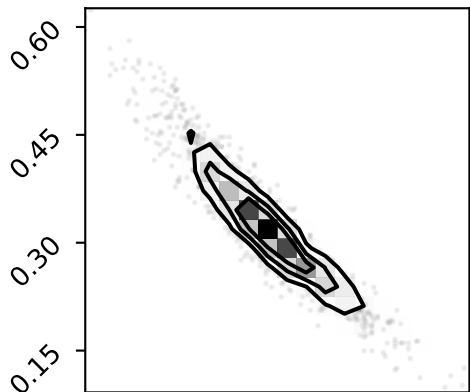
src1.lognH =  $21.15^{+0.62}_{-1.38}$



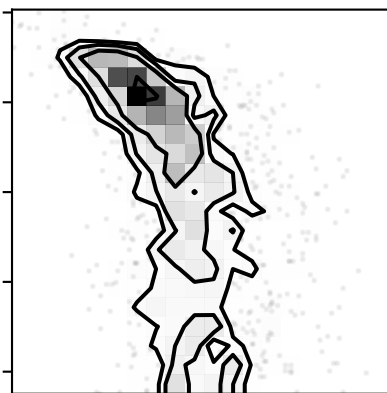

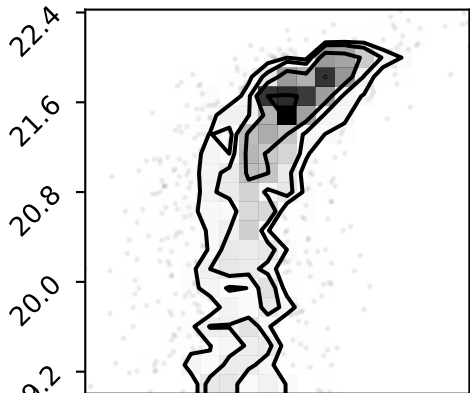
src2.lognorm



src1.logkT



src1.lognH



-3.3 -3.0 -2.7 -2.4 -2.1

src1.lognorm

-3.0 -2.7 -2.4 -2.1

src2.lognorm

0.15 0.30 0.45 0.60

src1.logkT

19.2 20.0 20.8 21.6 22.4

src1.lognH