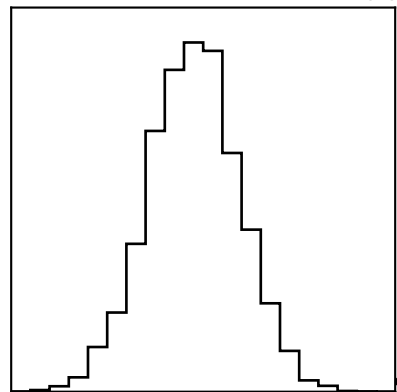
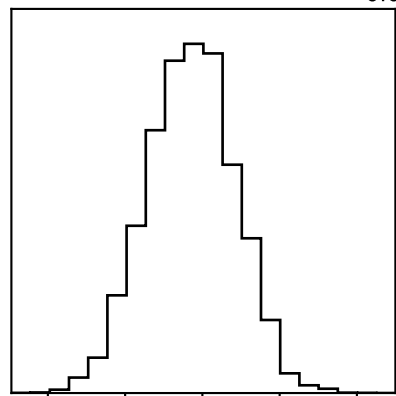


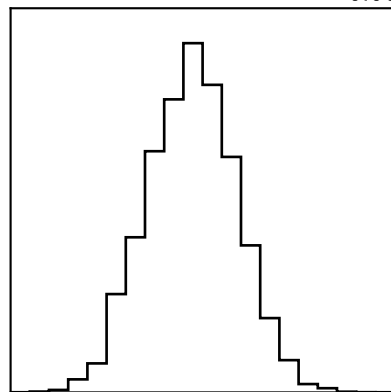
src1.lognorm = $-3.21^{+0.03}_{-0.03}$



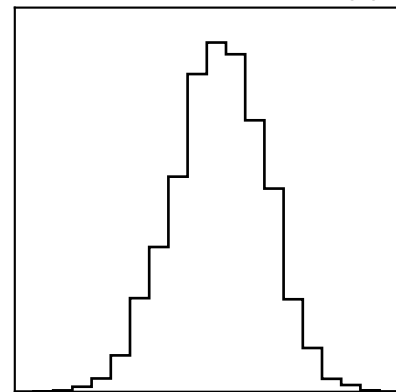
src2.lognorm = $-2.91^{+0.03}_{-0.03}$



pl1.PhIndex = $2.80^{+0.06}_{-0.06}$



src1.lognH = $22.18^{+0.01}_{-0.02}$



src2.lognorm

-2.80
-2.85
-2.90
-2.95
-3.00

pl1.PhIndex

3.0
2.9
2.8
2.7
2.6

src1.lognH

22.21
22.18
22.15
22.12

-3.30 -3.25 -3.20 -3.15 -3.10

-3.00 -2.95 -2.90 -2.85 -2.80

2.6 2.7 2.8 2.9 3.0

22.12 22.15 22.18 22.21

src1.lognorm

src2.lognorm

pl1.PhIndex

src1.lognH

