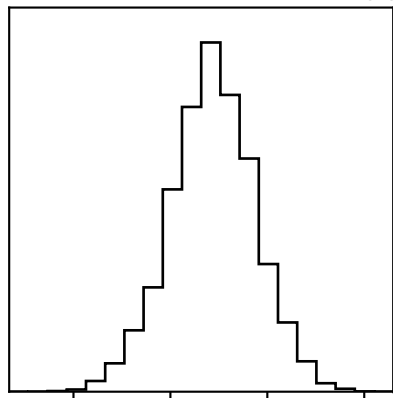
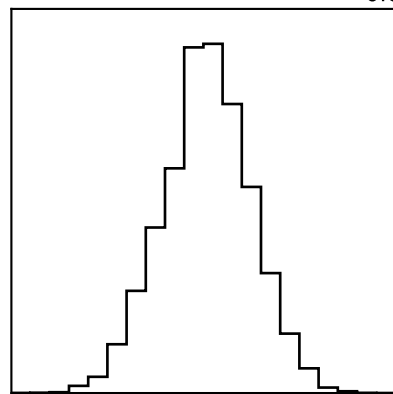


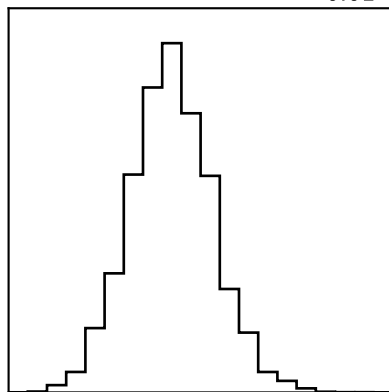
src1.lognorm = $-2.98^{+0.02}_{-0.02}$



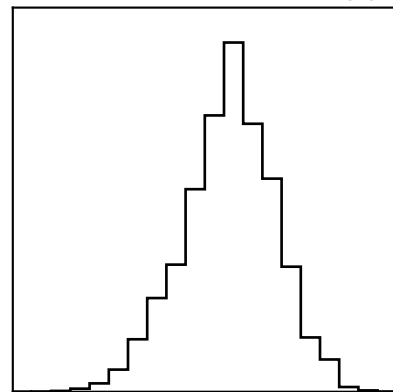
src2.lognorm = $-2.67^{+0.02}_{-0.02}$



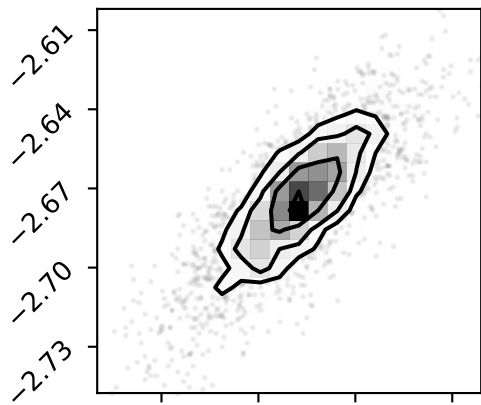
src1.logkT = $0.33^{+0.02}_{-0.01}$



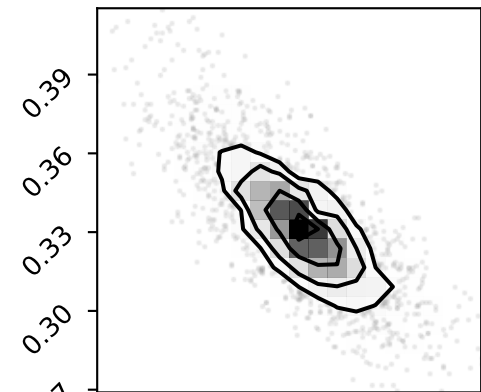
src1.lognH = $22.11^{+0.02}_{-0.02}$



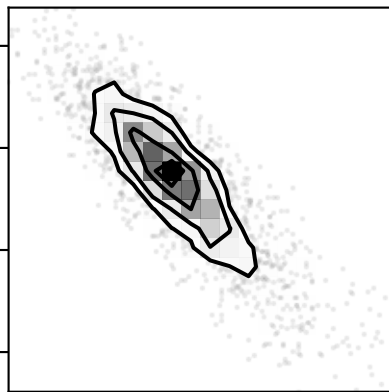
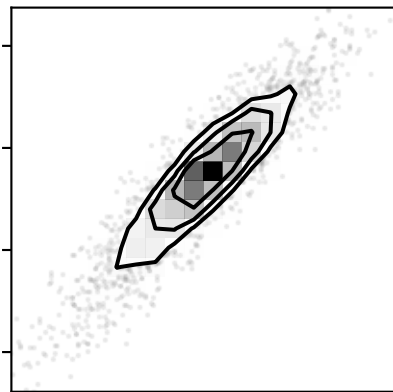
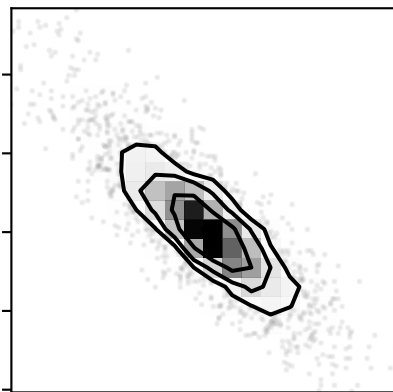
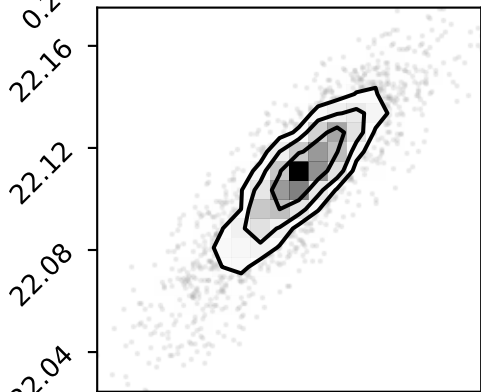
src2.lognorm



src1.logkT



src1.lognH



-3.04 -3.00 -2.96 -2.92

src1.lognorm

-2.73 -2.70 -2.67 -2.64 -2.61

src2.lognorm

0.27 0.30 0.33 0.36 0.39

src1.logkT

22.04 22.08 22.12 22.16

src1.lognH