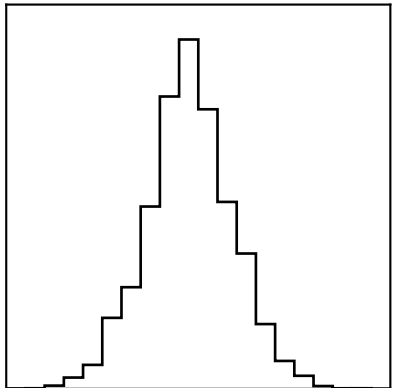
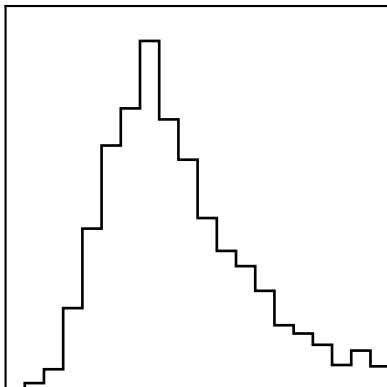
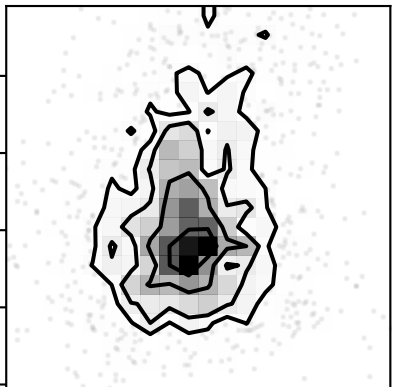


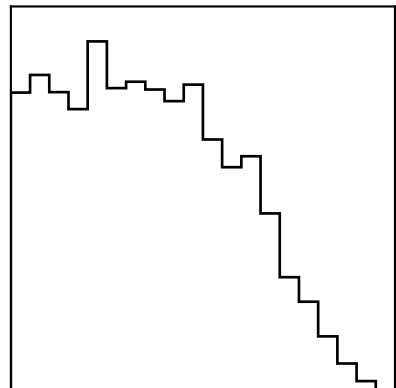

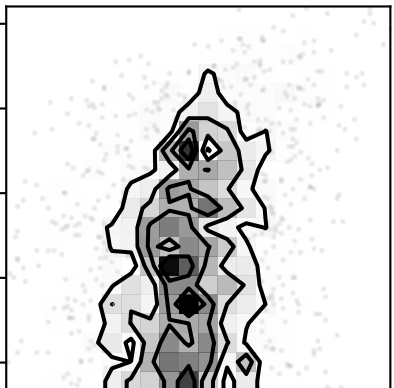
src1.lognorm = $-5.08^{+0.05}_{-0.05}$



src1.logkT = $0.74^{+0.27}_{-0.17}$



src1.lognH = $19.93^{+0.72}_{-0.63}$



src1.logkT

src1.lognH

-5.3 -5.2 -5.1 -5.0 -4.9 0.25 0.50 0.75 1.00 1.25 19.2 19.8 20.4 21.0 21.6

src1.lognorm

src1.logkT

src1.lognH