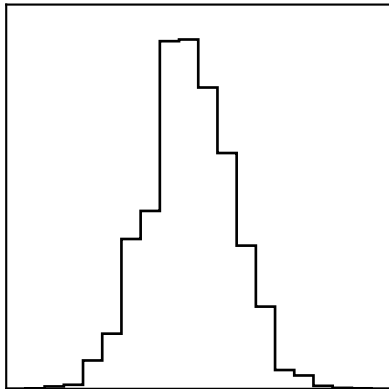
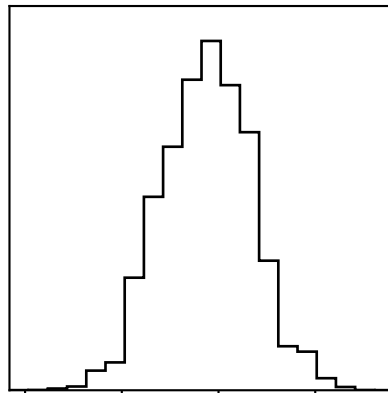


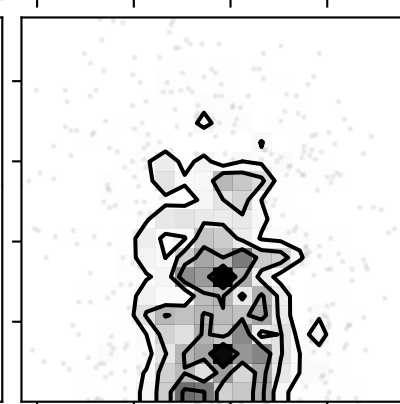
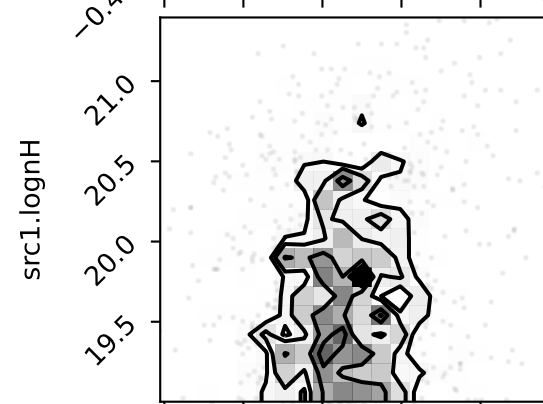
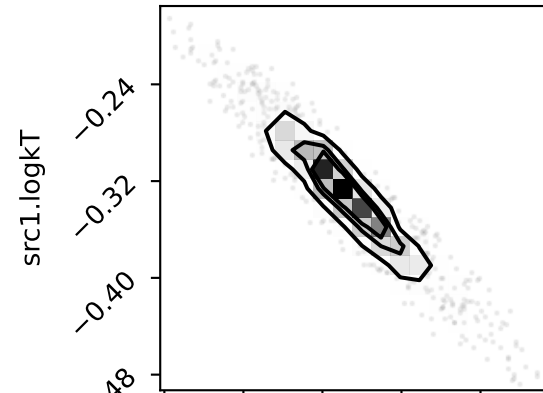
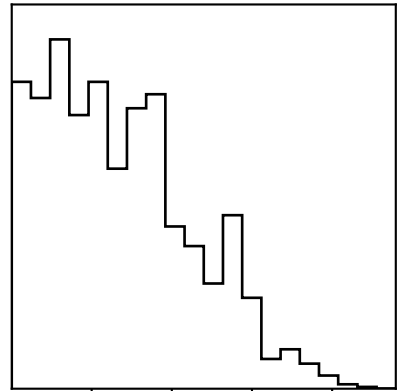
src1.lognorm = $-0.93^{+0.13}_{-0.13}$



src1.logkT = $-0.33^{+0.04}_{-0.04}$



src1.lognH = $19.61^{+0.58}_{-0.41}$



-1.50 -1.25 -1.00 -0.75 -0.50

-0.48 -0.40 -0.32 -0.24

19.5 20.0 20.5 21.0

src1.lognorm

src1.logkT

src1.lognH