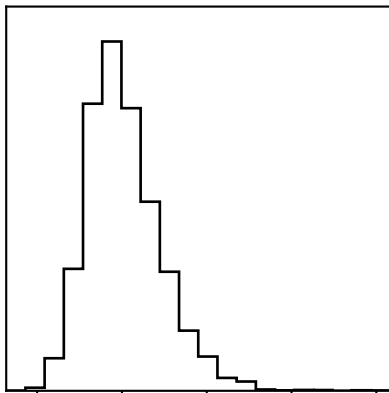
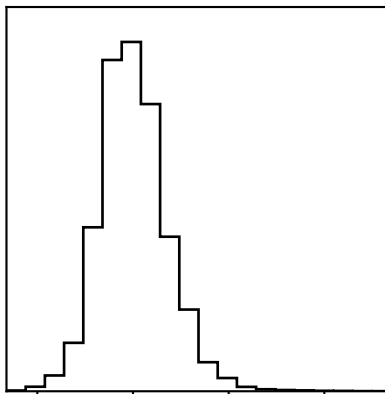


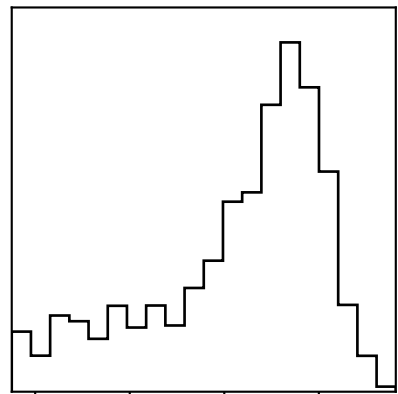
src1.lognorm =  $-4.81^{+0.10}_{-0.07}$




src1.logkT =  $0.39^{+0.14}_{-0.12}$



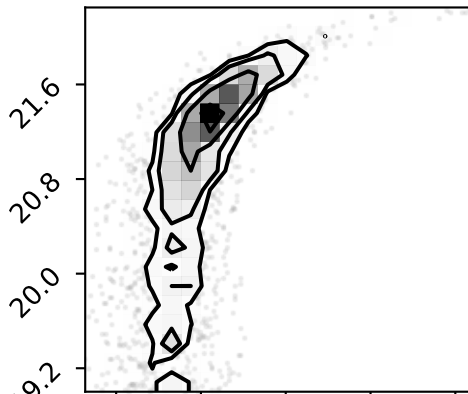
src1.lognH =  $21.13^{+0.44}_{-1.11}$



src1.logkT

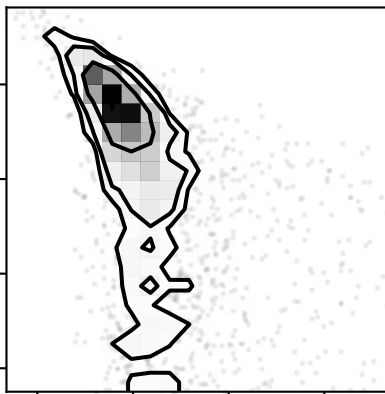


src1.lognH



-5.0 -4.8 -4.6 -4.4 -4.2

src1.lognorm



0.0 0.4 0.8 1.2

src1.logkT

19.2 20.0 20.8 21.6

src1.lognH