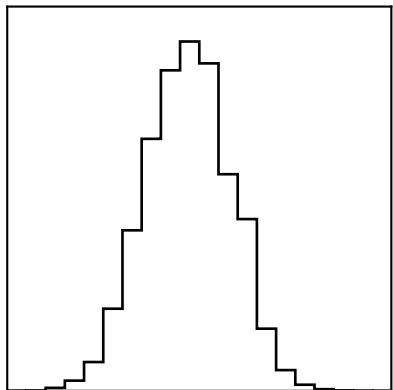
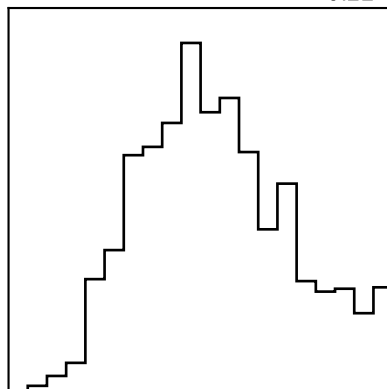
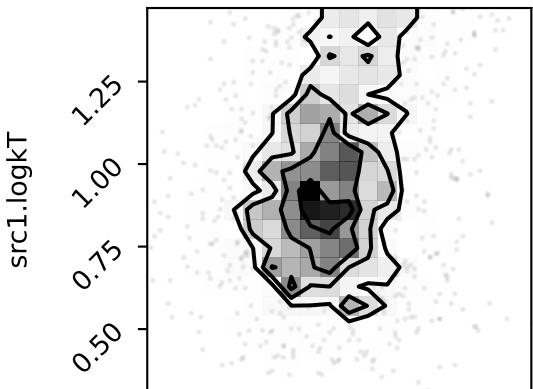


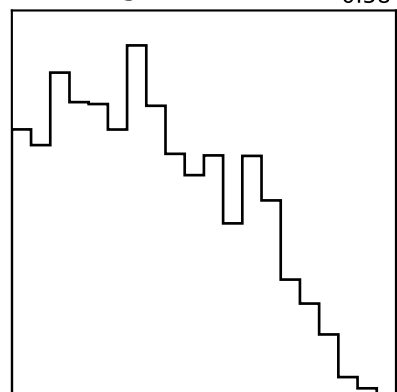
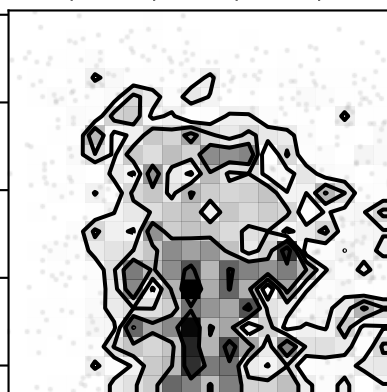
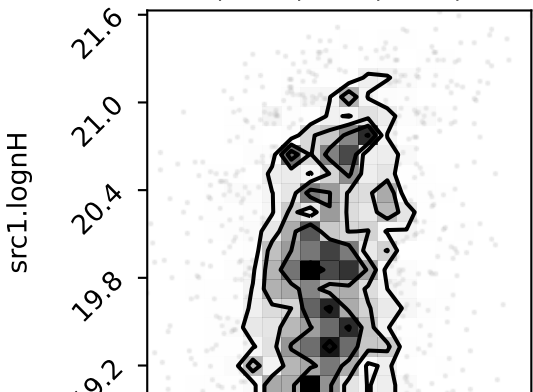
src1.lognorm = $-4.76^{+0.05}_{-0.06}$



src1.logkT = $0.92^{+0.27}_{-0.22}$



src1.lognH = $19.89^{+0.74}_{-0.58}$



-4.9 -4.8 -4.7 -4.6

0.50 0.75 1.00 1.25

19.2 19.8 20.4 21.0 21.6

src1.lognorm

src1.logkT

src1.lognH