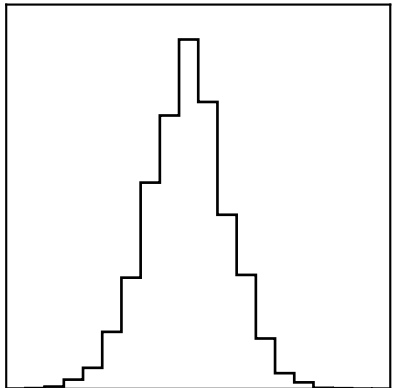
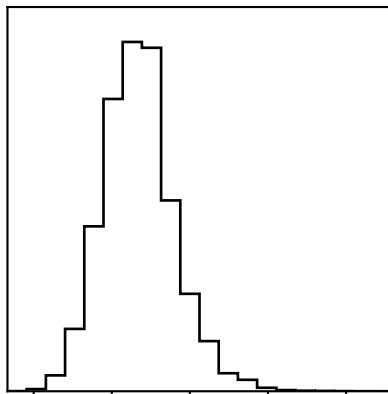
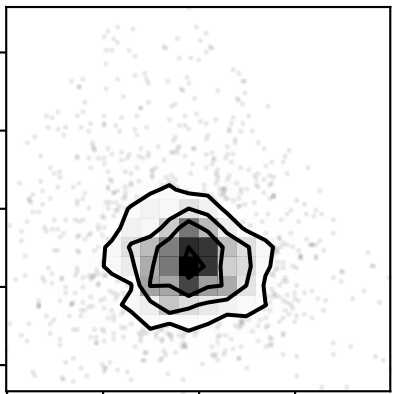


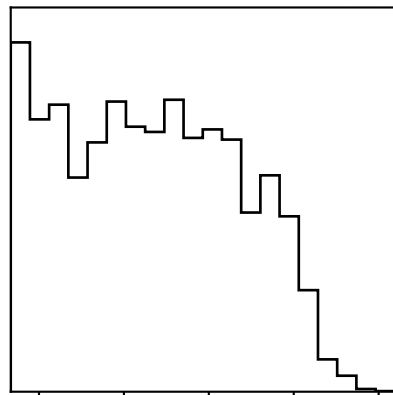
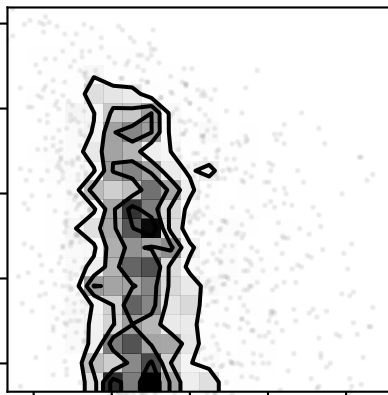
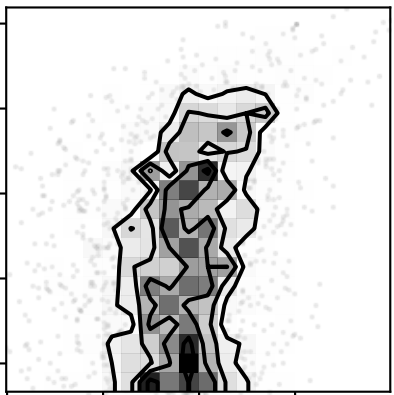
src1.lognorm =  $-3.81^{+0.04}_{-0.04}$



src1.logkT =  $0.46^{+0.09}_{-0.08}$



src1.lognH =  $19.98^{+0.72}_{-0.70}$



src1.logkT

src1.lognH

-4.0 -3.9 -3.8 -3.7

0.2 0.4 0.6 0.8 1.0

19.2 19.8 20.4 21.0 21.6

src1.lognorm

src1.logkT

src1.lognH