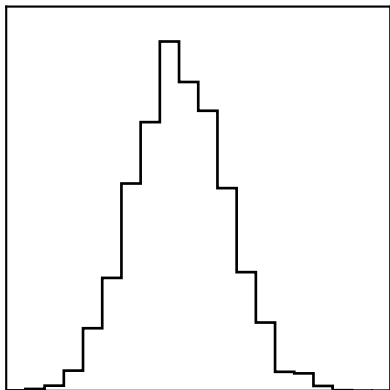
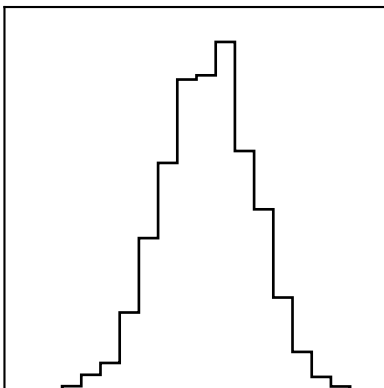
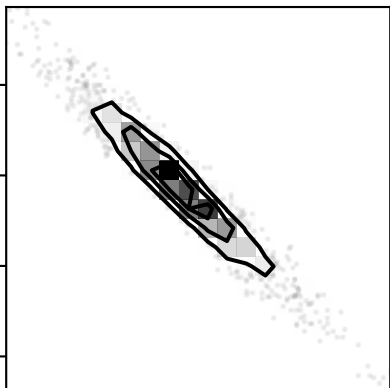


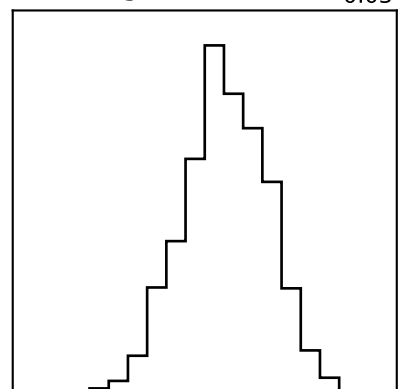
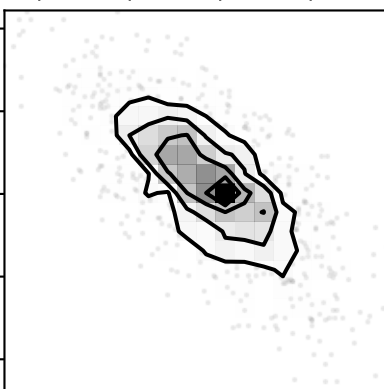
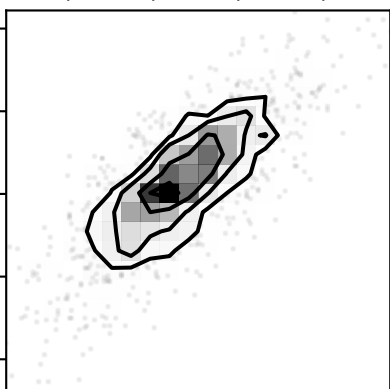
src1.lognorm = $-1.03^{+0.03}_{-0.03}$



src1.logkT = $0.07^{+0.01}_{-0.01}$



src1.lognH = $22.01^{+0.03}_{-0.03}$



-1.10 -1.05 -1.00 -0.95

src1.lognorm

0.045 0.060 0.075 0.090

src1.logkT

21.90 21.95 22.00 22.05 22.10

src1.lognH