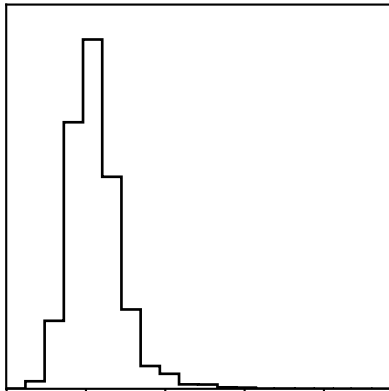
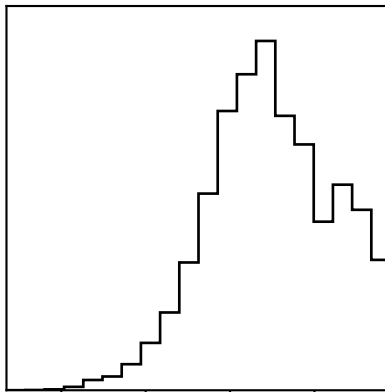


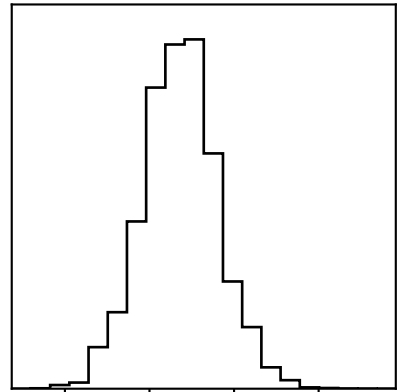
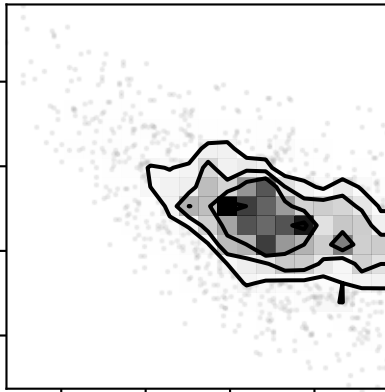

src1.lognorm = $-3.74^{+0.05}_{-0.04}$



src1.logkT = $1.11^{+0.22}_{-0.17}$



src1.lognH = $22.94^{+0.04}_{-0.04}$



src1.logkT

src1.lognH

-3.90 -3.75 -3.60 -3.45 -3.30

0.50 0.75 1.00 1.25

22.8 22.9 23.0 23.1

src1.lognorm

src1.logkT

src1.lognH