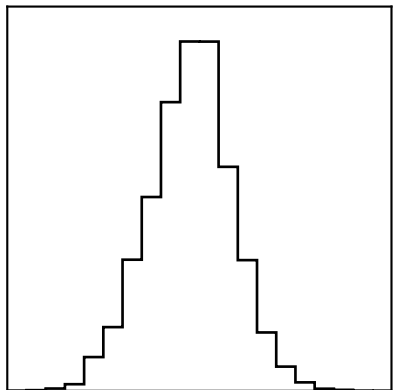
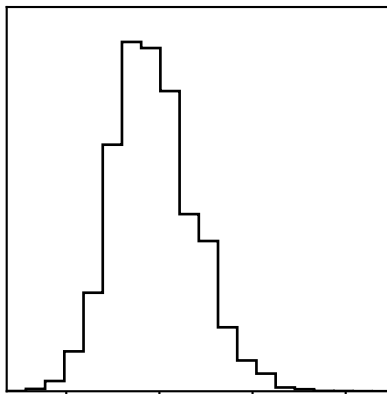


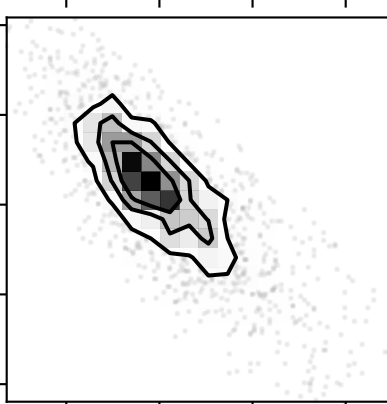
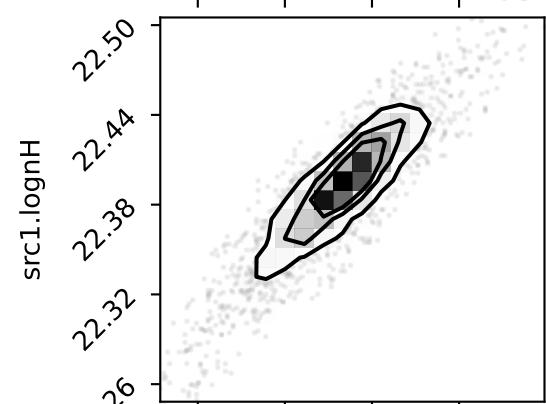
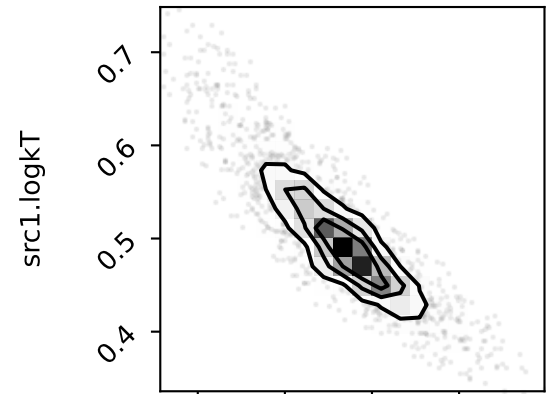
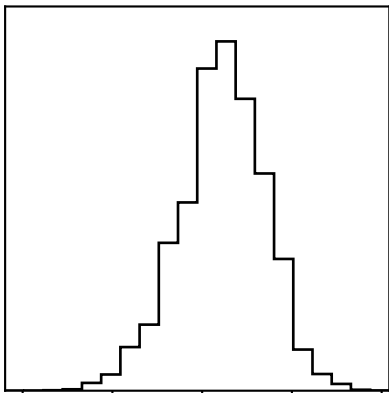
src1.lognorm = $-3.54^{+0.04}_{-0.04}$



src1.logkT = $0.49^{+0.05}_{-0.04}$



src1.lognH = $22.39^{+0.03}_{-0.03}$



-3.68 -3.60 -3.52 -3.44

src1.lognorm

0.4 0.5 0.6 0.7

src1.logkT

22.26 22.32 22.38 22.44 22.50

src1.lognH