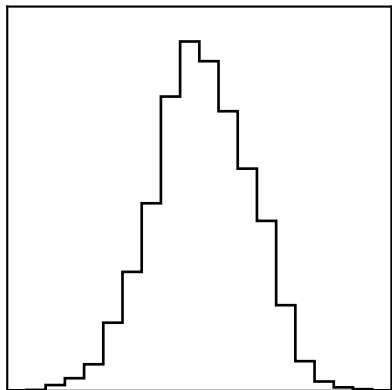
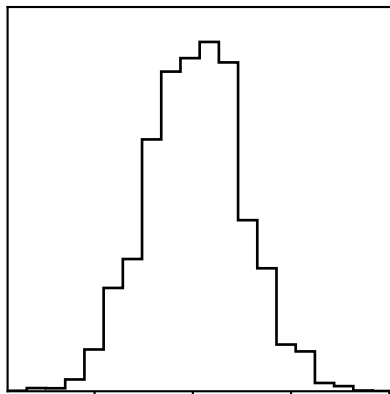


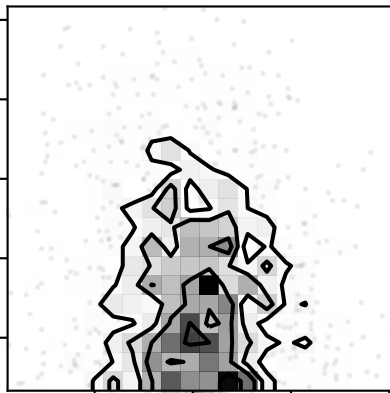
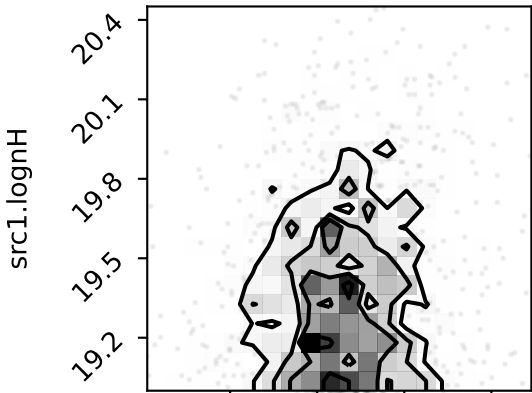
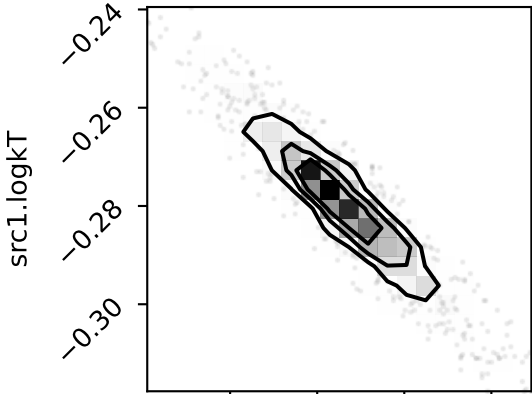
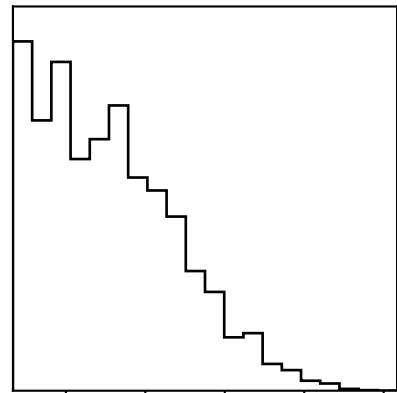
src1.lognorm =  $-1.30^{+0.04}_{-0.03}$



src1.logkT =  $-0.28^{+0.01}_{-0.01}$



src1.lognH =  $19.34^{+0.30}_{-0.24}$



-1.38 -1.32 -1.26 -1.20

-0.30 -0.28 -0.26 -0.24

19.2 19.5 19.8 20.1 20.4

src1.lognorm

src1.logkT

src1.lognH